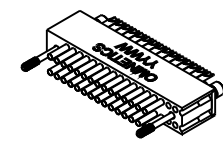
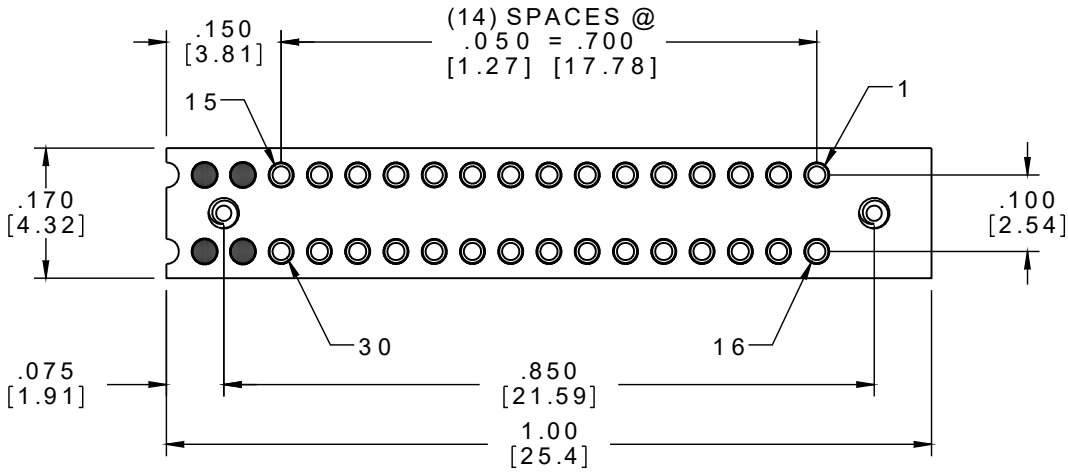


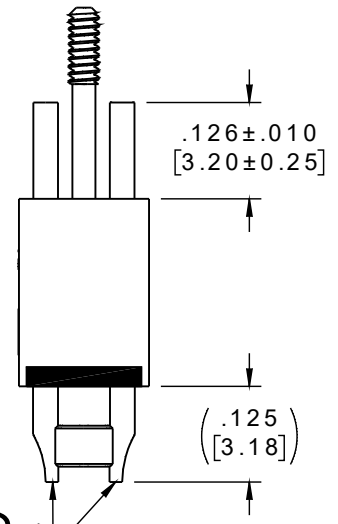
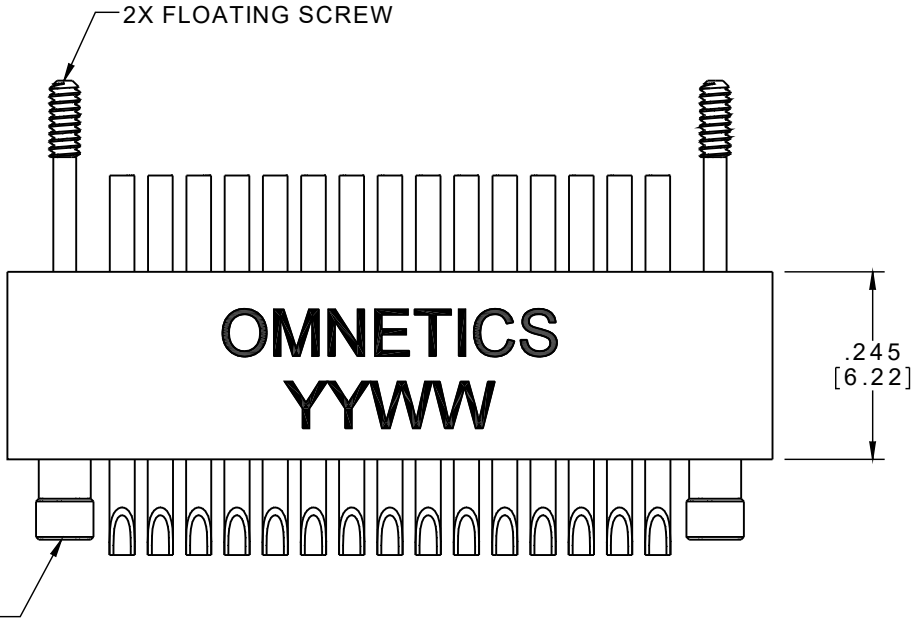
PART NO.	A 19096-001	REV	ECO	DATE	APP
		A		05-03-21	



ACTUAL SIZE

Drawing Approval

Date



DRAWING UNDER EDITING

NOTE ORIENTATION

NOTES:
 NON-MOLDED END MAY APPEAR AT EITHER OR BOTH ENDS.

DIMENSIONS IN [] ARE IN MILLIMETERS UNLESS OTHERWISE NOTED AND ARE FOR REFERENCE ONLY

DRS S/DW	THIRD ANGLE	THIS DRAWING CONTAINS CONFIDENTIAL AND PROPRIETARY INFORMATION WHICH IS THE PROPERTY OF OMNETICS CONNECTOR CORP. THIS DOCUMENT MAY NOT, IN WHOLE OR IN PART, BE DUPLICATED, OR DISCLOSED FOR ANY PURPOSE, WITHOUT WRITTEN PERMISSION FROM OMNETICS CONNECTOR CORP.	OMNETICS CONNECTOR CORPORATION 7260 COMMERCE CIRCLE EAST MINNEAPOLIS, MN 55432 WWW.OMNETICS.COM	DWG NO.	CAGE CODE 61873
	-TOLERANCES- UNLESS OTHERWISE NOTED DIMENSIONS IN INCHES			TITLE:	A 19096-001
	2 PL DEC ± .01 3 PL DEC ± .005 4 PL DEC ± .0005 ANGLES ± 1°	DFTM. TLM DATE 09-10-09	(30) SOCKET FEMALE DUAL ROW CONNECTOR W/RETAINING SCREWS	SHEET 1 OF 1	SCALE: 4:1
				REV. A	